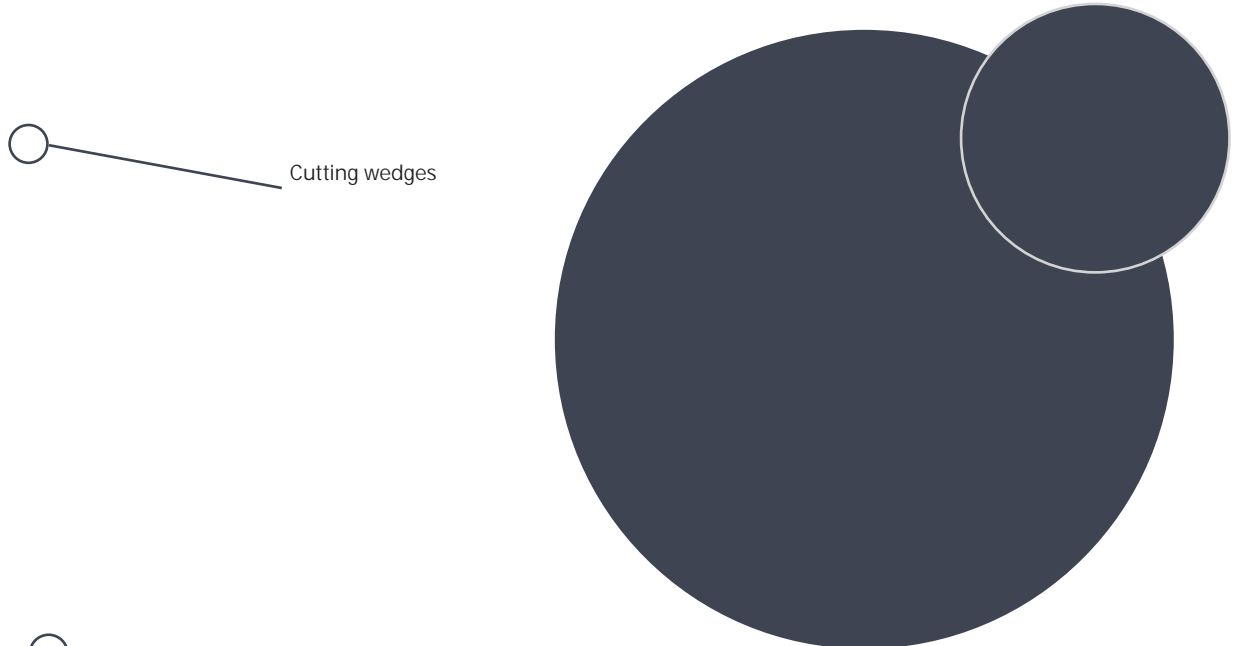


Elos Accurate[®] Analog for Printed Models


To ensure a reliable model

The new Elos Accurate Analog for Printed Models is specially made for desktop 3D printers.

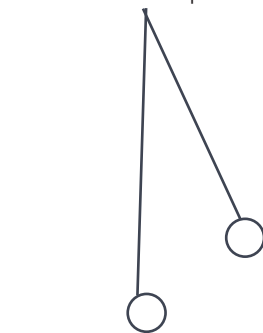
Available for the major implant platforms and color-coded according to implant manufacturer



 Cutting wedges

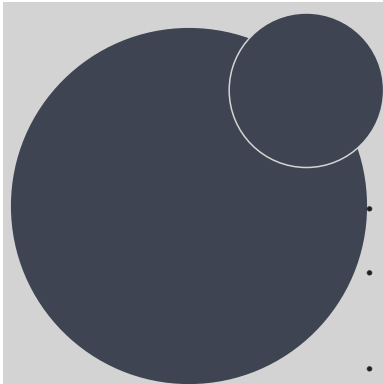
 Hole for Elos Accurate Analog Insertion Pin and Elos Accurate Analog Insertion Screw

3 strong locking areas ensure the correct position



Elos Accurate Analog for Printed Models (PMA)

- Precise height installation
- **Blue**
- One insertion position — always correct!
- Automatically centered
- Complete with installation tools — one set for all platforms



Our popular analog Elos Accurate Model Analog (MA) is still available

- **White** plaster models
- Audible click sound
- **Blue** installation in the model
- Single-use for predictable outcome
- Can be used for plaster, milled and printed models.

Blue
Undercut in print socket

Blue
[Elos Accurate Analog for Printed Models \(PMA\)](#)

Blue